






Specifications

Flex Edge 80 Aluminium Garden Edging

Length 2900mm | Width 5mm | High 80mm

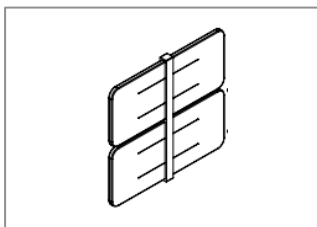
Finishes

-  Clear Anodised
-  Black
-  Rust

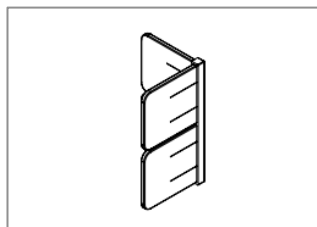


Additional Accessories

Straight Joiner



Corner Joiner



Fixing Spike



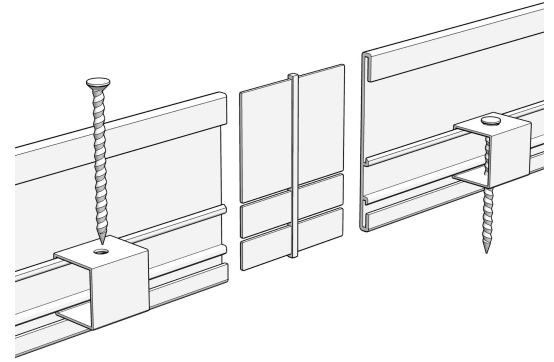
Spike Guide





Installation Guide

Flex Edge 80



Site Preparation

Hedge can be placed directly onto soil, road base, sand, concrete surfaces & slabs. Site prep required is at the discretion of the installer dependent on above or below ground use.

Joining

Simply insert Hedge custom made straight joiners into the edging profile for a seamless, uninterrupted garden edge.

Fixings

- ✓ Use 1 x 250mm Fixing Spike per metre
- ✓ Use 1 x Spike Guide per metre

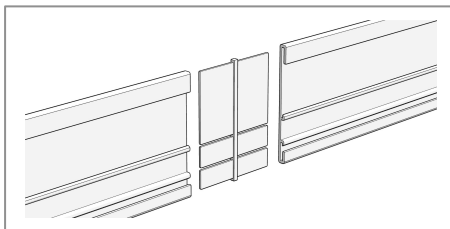
Corners

Achieving the perfect right angle is easy with Hedge custom made corner joiners. No additional screws or fixings are required.

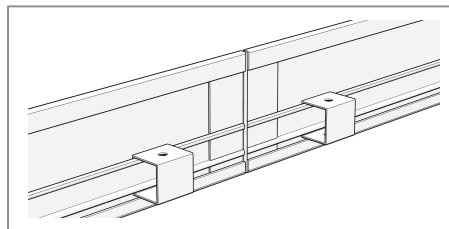
Curves

Bend flex edge to the desired shape to create sweeping curves easily.

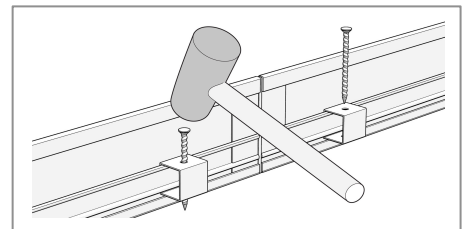
Step 1 - Join



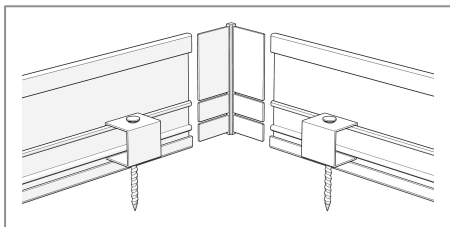
Step 2 - Connect



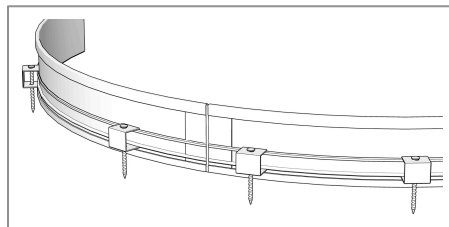
Step 3 - Install



Step 4 - Corners



Step 5 - Curves



Step 6 - Backfill

